

Final Year Students' Anna University Exam Result Analysis - (2018-2019)


S.No.	Name of the Program	Percentage of Result	Page No.
1.	B.E AUTOMOBILE ENGINEERING	71%	1
2.	B.E CIVIL ENGINEERING	40%	2
3.	B.E COMPUTER SCIENCE AND ENGINEERING	57%	3
4.	B.E ELECTRICAL AND ELECTRONICS ENGINEERING	28%	4
5.	B.E ELECTRONICS AND COMMUNICATION ENGINEERING	15%	5
6.	B.E MECHANICAL ENGINEERING	34%	6
7.	B.E PETROCHEMICAL ENGINEERING	81.45%	8
8.	B.TECH FOOD TECHNOLOGY	82%	10
9.	B.TECH PETROLEUM ENGINEERING	96.5%	11
10.	M.E STRUCTURAL ENGINEERING	100%	12
11.	M.E POWER ELECTRONICS AND DRIVES	100%	13
12.	M.E VLSI DESIGN	100%	16
Overall Percentage		63.9%	



 PRINCIPAL
 JCT College of Engineering & Technology
 PICHANUR, Coimbatore - 641 105.


COURSE CODE	COURSE TITLE	FACULTY NAME	NO OF STUDENTS REGISTERED	NO OF STUDENTS ABSENT	NO OF STUDENTS PASSED	PASS PERCENTAGE
AT6801	Vehicle Body Engineering	Mr. S. Vigneshwaran	34	4	25	74%
AT6811	Project Work	Dr. G. Mahesh	34	1	33	97%
AT6013	Transport Management	Mr. A. Vinodhkumar	34	4	26	76%


TOTAL NO OF MANUSCRIPTS WRITTEN	102
TOTAL NO OF SCRIPTS PASSED	84
SCRIPT WISE PASS PERCENTAGE	82.35%

Total Students Registered	34
Total Students Passed	24
Over All Pass Percentage	71%


 CLASS ADVISOR


 HOD


 VICE PRINCIPAL


 PRINCIPAL

April/May 2019 – University Examinations Result Analysis
Year/Sem: IV/VIII

SUB CODE	SUBJECT NAME	STAFF HANDLED	NO OF STUDENTS REGISTERED	NO OF STUDENTS ABSENT	NO OF STUDENTS PASSED	BEFORE REVALUATION	PASS PERCENT AGE	AFTER REVALUATION	PASS PERCENT AGE
						NO OF STUDENTS FAILED		NO OF STUDENTS FAILED	
CE6016	PREFABRICATED STRUCTURES	Dr.A.THIRUMURUGAN	43	4	25	14	58	-	-
CE6021	REPAIR REHABILITATION OF STRUCTURES	Mr.V.MURUGESH	43	4	23	16	54	15	56
MG6851	PRINCIPLE OF MANAGEMENT	Prof.A.KUMAR	43	5	29	8	67	-	-
CE6811	PROJECT WORK	Dr.A.THIRUMURUGAN	43	0	43	0	100	-	-


No. of students registered = 43


1 arrear = 10 nos, 2 arrear = 7 nos, 3 arrear = 05 nos.

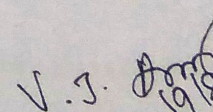
No. of students all cleared = 17 (39.5%)

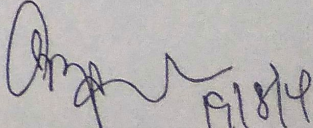
Overall Pass Percentage (Script wise) =

$$\frac{\text{Total No. of papers passed}}{\text{Total No. of papers registered}} = \frac{78}{129} = 60.47\%$$


CLASS ADVISOR


HEAD OF THE DEPARTMENT


VICEPRINCIPAL


PRINCIPAL


JCT **JCT COLLEGE OF ENGINEERING AND TECHNOLOGY**
PICHANUR, COIMBATORE - 641105
ANNA UNIVERSITY, CHENNAI - EXAMINATION RESULTS APRIL/MAY 2019
B.E - CSE IV YEAR /VIII SEMESTER [2015- 2019 BATCH]-AFTER REVALUATION
TOTAL NO.OF STUDENTS=23




Before Revaluation								After Revaluation				
SUB CODE	SUBJECT NAME	STAFF HANDLED	NO OF STUDENTS REGISTERED	NO OF STUDENTS APPEARED	NO OF STUDENTS PASSED	NO OF STUDENTS FAILED	PASS PERCENTAGE	NO OF STUDENTS REGISTERED	NO OF STUDENTS APPEARED	NO OF STUDENTS PASSED	NO OF STUDENTS FAILED	PASS PERCENTAGE
CS6801	Multicore Architectures and Programming	Mr. Bijubalakrishnan	23	23	15	8	65%	NO Change				
CS6008	Human Computer Interaction	Ms.S.Shanmugapriya	23	23	15	8	65%					
MG6008	Software Project Management	Ms.R.Tharani	23	23	16	7	69.6%					
CS6811	Project	Mr. Bijubalakrishnan	23	23	23	0	100%					

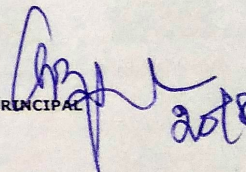
NIL ARREAR = 13	1 ARREAR = 1
	2 ARREAR = 5
	3 ARREAR = 4

Overall Pass Percentage	57%
No of students appeared	23
No of scripts passed / Total number of scripts	69/92
Pass percentage of the scripts	75.00%


 CLASS ADVISOR


 MOD


 VICE PRINCIPAL


 PRINCIPAL


Class:IV

Sem: VIII

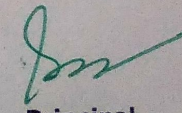
Subject Code	Subject Name	Staff Handled	Before Revaluation				After Revaluation	
			No. of Students Registered	No of Students Absent	No of Students Passed	Overall %	No of Students Passed	Overall %
EE 6010	Power Electronics for Renewable Energy Systems	Priyadharshini J	18	3	8	44.4%	8	44.4%
EE 6801	Electric Energy Generation, Utilization and Conservation	Jethose V	18	1	7	38.9%	7	38.9%
GE 6757	Total Quality Management	Pradeepkumar S	18	2	13	72.2%	13	72.2%
EE 6811	Project Work	Dr.Geetha K	18	0	18	100.0%	18	100.0%

Before Revaluation			
Total No of Students Appeared	18	Total No of Papper Appeared	66
Total No of Students Passed	5	Total No Paper Passed	46
Overall Pass %	28%	Scriptwise Pass %	70%

After Revaluation			
Total No of Students Appeared	18	Total No of Papper Appeared	66
Total No of Students Passed	5	Total No Paper Passed	46
Overall Pass %	28%	Scriptwise Pass %	70%

HOD 

Viceprincipal 

Principal 


SUB CODE	SUBJECT NAME	STAFF HANDLED	Before Revaluation				After Revaluation			
			Total No. of Students Registered	No of Students Absent	No of Students Passed	Pass %	Total No. of Students Registered	No of Students Absent	No of Students Passed	Pass %
GE6075	Professional Ethics in Engineering	Mrs.V.Kavithamani	20	3	16	80	20	3	16	80
EC6802	Wireless Networks	Mrs. D.Vedha Vinodha	20	1	9	45	20	1	9	45
EC6811	Project Work	Mr. S.Renswick	20	0	20	100	20	0	20	100
EC6801	Wireless Communication	Mr. A.Kalimuthu	20	2	3	15	20	2	3	15
GE6757	Total Quality Management	Dr.G.Ramesh	20	0	16	80	20	0	16	80

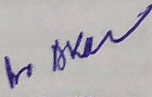
Before Revaluation

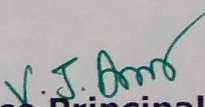
TOTAL NO. OF SCRIPTS: 100
TOTAL SCRIPTS PASSED: 62
PASS PERCENTAGE: 62%
OVERALL PERCENTAGE : 03/20=15%


After Revaluation

TOTAL NO. OF SCRIPTS: 100
TOTAL SCRIPTS PASSED: 62
PASS PERCENTAGE: 62%
OVERALL PERCENTAGE : 03/20=15%


Class Advisor


HoD


Vice Principal


Principal

JCT COLLEGE OF ENGINEERING AND TECHNOLOGY
PICHANUR, COIMBATORE - 641 105
ANNA UNIVERSITY, CHENNAI - EXAMINATION RESULTS APR / MAY 2019 (BEFORE REVALUATION)
B.E - MECH-A IV YEAR / VIII SEMESTER [2014- 2018 BATCH]

COURSE CODE	COURSE TITLE	FACULTY NAME	NO OF STUDENTS REGISTERED	NO OF STUDENTS PASSED	NO OF STUDENTS ABSENT	PASS PERCENTAGE
IE 6605	PRODUCTION PLANNING & CONTROL	Mr.N.Seenivasan	48	30	3	63%
ME 6018	ADDITIVE MANUFACTURING	Mr.N.S.V.Vijayakumar	48	25	6	52%
ME 6811	PROJECT WORK	Mr.S.Vinodh	48	47	1	98%
MG 6863	ENGINEERING ECONOMICS	Mr.S.Vinodh	48	26	3	54%

TOTAL NO OF MANUSCRIPTS WRITTEN	144
TOTAL NO OF SCRIPTS PASSED	82
SCRIPT WISE PASS PERCENTAGE	56.94%

Total Students Registered	48
Total Students Passed	19
Over All Pass Percentage	39.58%

Nil Arrear =19

1 ARREAR	11
2 ARREAR	6
3 ARREAR	9

4 ARREAR	1
----------	---


No.of .Scripts Written:	144
No.of .Scr.pts Passed:	82
Script Wise Pass %:	56.94%

Total Students Registered :	48
Total Students Passed :	19
Over All Pass %:	39.58%


CLASS ADVISOR


HOD


Vice-Principal


principal

JCT

JCT COLLEGE OF ENGINEERING AND TECHNOLOGY
PICHANUR, COIMBATORE - 541 105
ANNA UNIVERSITY, CHENNAI - EXAMINATION RESULTS APR / MAY 2019 (BEFORE REVALUATION)
B.E - MECH-B IV YEAR / VIII SEMESTER [2014-2018 BATCH]



COURSE CODE	COURSE TITLE	FACULTY NAME	NO OF STUDENTS	NO OF STUDENTS	NO OF STUDENTS	PASS
IE 6605	PRODUCTION PLANNING & CONTROL	Mr.D Ashokkumar	51	27	8	53%
ME 6018	ADDITIVE MANUFACTURING	Mr.T.Karnesh	51	31	9	61%
ME 6811	PROJECT WORK	Mr.T.Karnesh	51	51	0	100%
MG 6863	ENGINEERING ECONOMICS	Mr.S.S.Premkumar	51	23	5	45%

TOTAL NO OF MANUSCRIPTS WRITTEN	159
TOTAL NO OF SCRIPTS PASSED	84
SCRIPT WISE PASS PERCENTAGE	52.83%

Total Students Appeared	51
Total Students Passed	15
Over All Pass Percentage	29.41%

CLASS ADVISOR

Nil Arrear =15

1 ARREAR	11
2 ARREAR	6
3 ARREAR	9

No.of .Scripts Written:	159
No.of .Scripts Passed:	84
Script Wise Pass %:	52.83%

CLASS ADVISOR

HOD

Vice-Principal

principal

4 ARREAR	1
----------	---

Total Students Appeared :	51
Total Students Passed :	15
Over All Pass %:	29.41%

HOD

Vice-Principal


principal


ANNA UNIVERSITY, CHENNAI - EXAMINATION RESULTS
DEPARTMENT OF PETROCHEMICAL ENGINEERING
YEAR / SEMESTER : IV A-YEAR / VIII SEMESTER **BATCH: 2015 - 2019**

S.No	Sub Code	Name of the Subject	After Revaluation		ABSE	No of Students	No of	No of	Pass
			STAFF HANDLED	TOTAL *					
1	PC6005	ENERGY MANAGEMENT IN CHEMICAL	Mr.G.Arumugam	64	1	63	60	3	95.24
2	PM6801	PROCESS ENGG ECONOMICS	Mr.N.Ramkumar	64	2	62	57	5	91.94
3	PM6802	SAFETY AND RISK MANAGEMENT	Dr.R.Perumal	64	2	62	60	2	96.77
4	PM6811	PROJECT WORK	Dr.G.Surendran	64	0	64	64	0	100.00
TOTAL				256		251	241	10	96.02

No of All Clear	52
No of One Arrear	9
No of Two Arrear	2
No of Three and above	1


Head of the Department


Vice Principal


Principal

ANNA UNIVERSITY, CHENNAI - EXAMINATION RESULTS APRIL/MAY 2019
DEPARTMENT OF PETROCHEMICAL ENGINEERING
YEAR / SEMESTER : IV B-YEAR / VII SEMESTER BATCH: 2015 - 2019

S.No	Sub Code	Name of the Subject	STAFF HANDLED	TOTAL *	ABSENT	No of Students Pass	No of Students Fail	Pass Percentage
1	PC6005	ENERGY MANAGEMENT IN CHEMICAL INDUSTRIES	Mr.M.Ramkumar	60	1	57	2	95.00
2	PM6801	PROCESS ENGG ECONOMICS	Mr.B.Parthiban	60	3	51	6	85.00
3	PM6802	SAFETY AND RISK MANAGEMENT	Mr.K.Balasubramani	60	1	54	5	90.00
4	PM6811	PROJECT WORK	Dr.G.Surendran	60	1	59	0	98.33
TOTAL				240		221	13	92.08

No of All Clear	49
No of One Arrear	4
No of Two Arrear	6
No of Three and above	1

Head of the Department

V. J. D. D. D.
Vice Principal

Principal

DEPARTMENT OF FOOD TECHNOLOGY

ANNA UNIVERSITY, CHENNAI – EXAMINATION RESULTS: APRIL/MAY 2019 – AFTER REVALUATION

29.08.

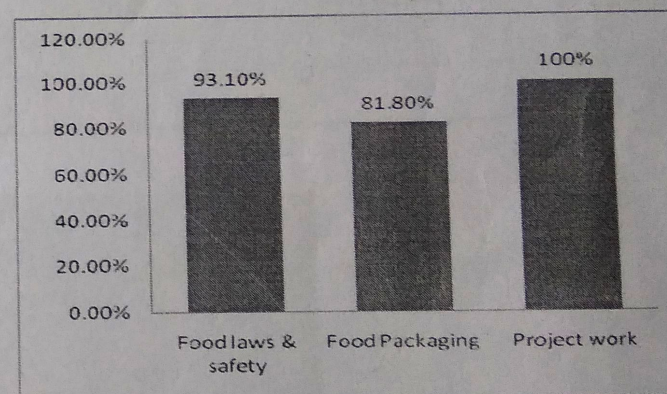
BATCH: 2015-19

YEAR: VI

SEM: VIII

SUB CODE	SUBJECT NAME	STAFF HANDLED	NO OF STUDENTS REGISTERED	NO OF STUDENTS ABSENT	NO OF STUDENTS PASSED	PASS %
FD6801	Food laws & safety	Ms. SHIVANI	44	3	41	93.1%
FD6011	Food Packaging	Mrs. HARINI.P	44	3	36	81.8%
FD6811	Project work	Mrs. ESTHER HELLAN PRASANNA.J	44	NIL	44	100%

TOTAL NO OF STUDENTS APPEARED	: 44
TOTAL NO OF STUDENTS PASSED	: 36
OVERALL PASS %	: 82%
SCRIPT WISE % =	$\frac{\text{TOTAL NO OF PAPERS PASSED}}{\text{TOTAL NO OF PAPERS APPEARED}} = \frac{121}{132} = 92\%$



[Signature]
CLASS ADVISOR

[Signature]
HOD/FD

[Signature]
PRINCIPAL

JCT COLLEGE OF ENGINEERING AND TECHNOLOGY
PICHANUR, COIMBATORE - 641 105
ANNA UNIVERSITY, CHENNAI - EXAMINATION RESULTS APRIL/MAY 2019
DEPARTMENT OF PETROLEUM ENGINEERING
YEAR / SEMESTER : IV YEAR / VIII SEMESTER after Revaluation BATCH: 2015 - 2019

S.NO	SUBJECT CODE	SUBJECT NAME	STAFF HANDLED	NO OF STUDENT REGISTERED	NO OF STUDENT ABSENT	NO OF STUDENTS PASSED	NO OF STUDENTS FAILED	OVERALL %
1	GE6075	Professional Ethics in Engineering	N.Aravindh	57	0	55	3	96
2	PE6010	WELL COMPLETION SIMULATION	MR.G.BALACHANDRAN	57	0	57	0	100
3	PE6801	RISK ASSESMENT AND SAFETY ENGINEERING	DR.S.VENKATESH BABU	57	0	57	0	100
4	PE6811	PROJECT WORK	MR.G.BALACHANDRAN	57	0	57	0	100
				228		226	3	


Overall Percentage = (No of students passed / No of students registered) * 100
= (226/228) * 100 = 99.12%


Total No of Students = 57

No of Students all cleared = 55

No of Students single arrear = 2

No. of Students Two arrear = 0


HOD


VICE PRINCIPAL


PRINCIPAL


APR/ MAY2019 – ANNA University Examinations Result Analysis
Department of Civil Engineering-M.E STRUCTURAL ENGG
Year/Sem: I/II

SUB CODE	SUBJECT NAME	STAFF HANDLED	NO OF STUDENTS REGISTERED	NO OF STUDENTS ABSENT	NO OF STUDENTS PASSED	PASS %
ST5412	PROJECT WORK PHASE II	Dr.A.THIRUMURUGAN	14	0	14	100
ST5411	PRACTICAL TRAINING	MR.V.MURUGESH	14	0	14	100

No. of students registered = 14
 No. of students all cleared =14 (100%)

1 arrear = 0 nos, 2 arrear =0 nos, 3 arrear =0 nos


Overall Pass Percentage (Script wise) = $\frac{\text{Total No. of papers passed}}{\text{Total No. of papers appeared}} = \frac{28}{28} = 100\%$



CLASS ADVISOR



HEAD OF THE DEPARTMENT



VICE-PRINCIPAL



PRINCIPAL

ANNA UNIVERSITY, CHENNAI - EXAMINATION RESULTS APR / MAY - 2019 BEFORE REVALUATION
DEPARTMENT OF ELECTRICAL AND ELECTRONICS ENGINEERING
ME - POWER ELECTRONICS AND DRIVES

YEAR / SEMESTER : II YEAR / IV SEMESTER

BATCH: 2017- 2019

SL.NO	REG NO	NAME	PX5411 PW Phase - 2								NO. OF ARREAR
			GDE	RES							
1	720917415001	ANMARIA BABU T	O	P							NIL
2	720917415003	JERINE SHAJAN	O	P							NIL
3	720917415004	PRIYADHARSINI S	O	P							NIL
NO OF STUDENTS ABSENT			NIL								100.0%
PASSED / APPEARED			03/03								
PASS PERCENTAGE			100.0%								

SUB CODE	SUBJECT NAME	STAFF HANDLED	NO OF STUDENTS APPEARED	NO OF STUDENTS PASS	PASS %
PX5411	Project Work Phase II	Dr.Geetha K	3	3	100


TOTAL NO OF STUDENTS APPEARED = 03

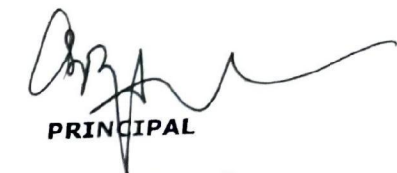
TOTAL NO OF STUDENTS PASSED = 03

OVERALL PERCENTAGE : = 100%

SCRIPT WISE PERCENTAGE = TOTAL NO OF PAPER PASSED / TOTAL NO OF PAPER APPEARED
= 03/03 = 100%


CLASS ADVISOR
Form No.AC 17a


HOD
Rev.No 01


PRINCIPAL
Effective Date : 03.02.2016

JCT COLLEGE OF ENGINEERING AND TECHNOLOGY

PICHANUR, COIMBATORE - 641 105

ANNA UNIVERSITY, CHENNAI - EXAMINATION RESULTS APR/MAY - 2019 BEFORE REVALUATION

DEPARTMENT OF ELECTRICAL AND ELECTRONICS ENGINEERING

ME - POWER ELECTRONICS AND DRIVES

YEAR / SEMESTER : II YEAR / IV SEMESTER

BATCH: 2017 - 2019

RESULT ANALYSIS

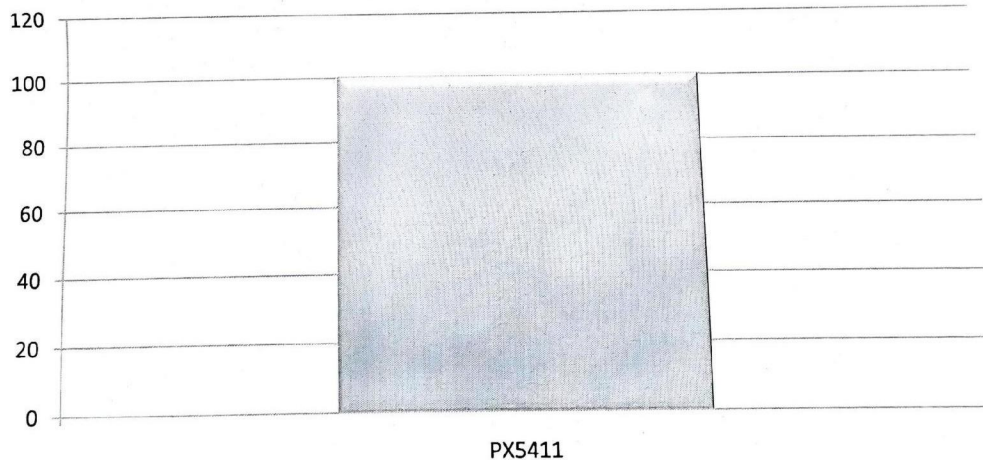
NIL ARREAR = 3

1 ARREAR = NIL

2 ARREAR = NIL

3 ARREAR = NIL

OVER ALL RESULT ANALYSIS



CLASS ADVISOR

HOD

PRINCIPAL

JCT

JCT COLLEGE OF ENGINEERING AND TECHNOLOGY
PICHANUR, COIMBATORE - 641 105
ANNA UNIVERSITY, CHENNAI - EXAMINATION RESULTS April/May 2019
DEPARTMENT OF ELECTRONICS AND COMMUNICATION ENGINEERING




M.E- VLSI DESIGN


YEAR / SEMESTER : II YEAR / IV SEMESTER


BATCH: 2017 - 2019


SUB CODE	SUBJECT NAME	STAFF HANDLED	TOTAL NO. OF STUDENTS REGISTERED	NO OF STUDENTS ABSENT	NO OF STUDENTS PASSED	PASS %
VL5411	Project work Phase-II	Dr.V.J. Arulkarthick	4	-	4	100%

OVERALL PERCENTAGE: 04/04=100%


CLASS ADVISOR


HOD /ECE


VICE-PRINCIPAL


PRINCIPAL